EPL-FCU4 - 4 Unit Fan-Coil Multiplexer

Key to Professional Climate Control

EPL-FCU4
User Manual · V1.0
17.08.2026



SAFETY WARNINGS

Read this user manual carefully before operating the device. Follow the installation, electrical connection and commissioning sections step by step. Thereafter the owner/user must keep this manual in a known and visible place for the service life of the product.

- ⚠ The operating voltage of the product is stated on its label. Do not supply the product from any source outside this value.
- ⚠ Do not touch the supply terminals of the product with bare hands.
- ⚠ All service and repair work may be carried out only by Energyplus technical service. No other person should intervene in the product.
- ⚠ Ensure that the system is properly earthed so that the product operates correctly.
- ⚠ Store the product in a dry environment; otherwise a fault may occur.

Use of the product contrary to the conditions stated above may cause fire, serious personal injury, or damage to the product or to the structure in which it is installed. Energyplus Teknoloji accepts no liability for such situations caused by the user.

SYMBOLS

SYMBOL DESCRIPTIONS	
!	Used for important points in the following sections.
⚡	Used for warnings relating to voltage.
⎓	Indicates that the supply voltage of the product is DC.
CE	Indicates that the product complies with the relevant EU directives.
♻	The product must not be treated as normal household waste; it must be handed over to a collection point for the recycling of electronic equipment.

The legal owner of this document and its revisions is Energyplus Teknoloji. Unauthorised reproduction or modification is prohibited.

1. DESCRIPTION

In modern buildings, fan-coil units are the core elements of climate control systems. The EPL-FCU4 multiplexer board enables you to control up to four fan-coil units within the same zone using a single thermostat. Designed and manufactured in Turkey with premium quality components, this smart and economical solution increases efficiencyand reduces operational costs.

Key Features

- Control 4 fan-coil units via a single thermostat room control panel.
- 3-speed fan operation supported.
- Compatible with both 2-pipe and 4-pipe fan-coil systems
- Separate terminals for each fan-coil unit.
- Easy box / Ray mounting.
- Plug-in terminals for simplified and error-free wiring.
- Compatible with all 220VAC thermostats and room controllers
- Point dynamic test and self-locking function for each speed level.
- Mechanical indicator window.

1.1 Package Contents

- 1x Coil Multiplexer Card
- 4x Screw
- 4x plug
- 2x Cable Grommet
- 1x Plug-in terminal set

* For special orders, package contents may vary depending on the project or customer request.



Figure 1.1

2. TECHNICAL SPECIFICATIONS

ELECTRICAL PARAMETERS	
Power Supply:	220 VAC ±15% / 50-60 Hz
Power Consumption:	1250 VA / 150W

ENVIRONMENTAL CONDITIONS	
Temperature & Humidity	Temperature Range: -40 °C to +70 °C Humidity Range: 5% to 98% RH, + 40 °C (non-condensing)

3. PRODUCT COMPONENTS

INDICATORS AND CONNECTION ELEMENTS	
Power Input.	
Termostat Input.	
Fan Output:	Control four fan-coil units.
Cooling Line Output:	powers four devices.
Heating Line Output:	powers four devices.



Figure 3.1

4. WIRING DIAGRAM

Terminal layout: **Power, Thermostat, Cooling, Heating, Fan_1, Fan_2, Fan_3, Fan_4.**

TERMINAL CONNECTIONS	
Power Input:	Line, Neutral, MP
Thermostat Input:	TS_1, TS_2, TS_3, HEAT_I, COOL_I
Cooling Valves Output	O_1, O_2, O_3, O_4
Heating Valves Output:	O_1, O_2, O_3, O_4
Fan Output x 4:	Speed1, Speed2, Speed3

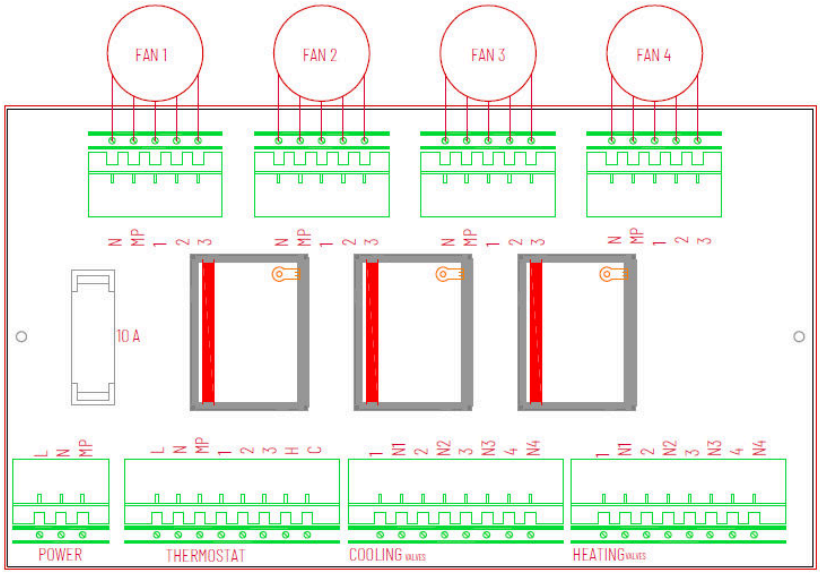

Figure 4.1

5. INSTALLATION

1. In-Box (Wall Mount)

6. INSTALLATION WARNINGS

⚠ Installation and maintenance must be carried out only by qualified technical personnel, with the unit disconnected from the supply.

⚠ Do not obstruct the ventilation openings or mount the unit directly beside heat-producing equipment.

⚠ The supply voltage must not go outside the 230 VAC ±5% range.

7. DIMENSIONS

Dimensions (W x D x H): 195 X 145 X 85 mm · Weight: 0.6 KG



Figure 7.1

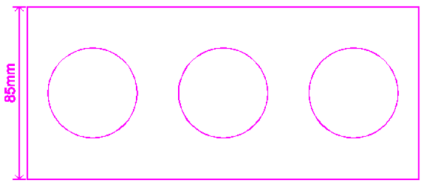

Figure 7.2

Energyplus® Teknoloji
Oruçreis Mah. Tekstilkent Cad. T-10 Blok No: 315 Esenler / Türkiye
+90 212 909 98 10
https://www.energyplusstore.com info@energyplusstore.com